

GIVE+ Mobile



Giving to Covenant is as easy as 1-2-3!

Go to the App Store or Google Play and search for "GivePlus Church" to download for FREE.

1) Search

- Enter church name or tap *Find Churches Near Me* to start your search
- Select your church
- Your selected church will be displayed as your default church
- Tap *Donate Now*

2) Select

- Choose a fund and a preset amount or enter another amount
- Select *Add* to add another fund or move forward to the payment information
- Scan or enter your card or banking account information

3) Submit

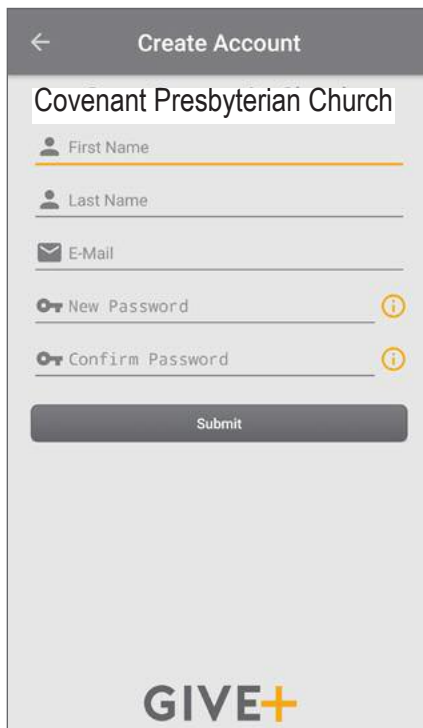
- Review your donation summary then select *Complete Donation*

[Access more features](#) ➔



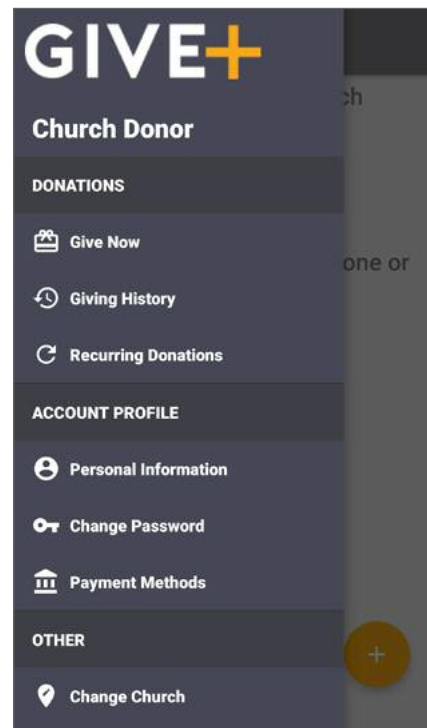
2070 Ridgecliff Rd. • Columbus, OH 43221 • (614)451-6677 • Fax (614)451-1326 www.covenantpcusa.org

Create



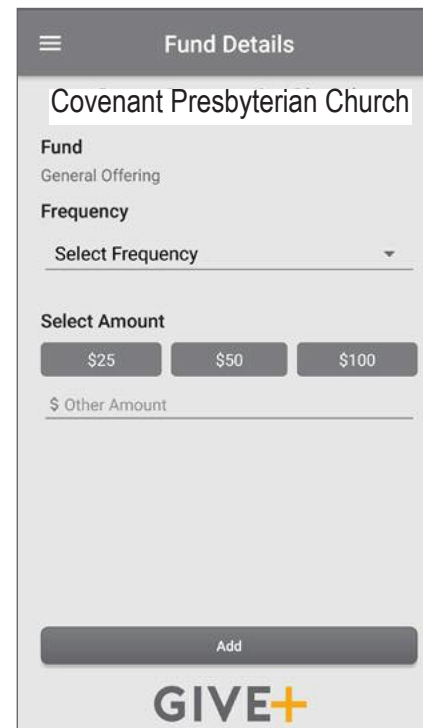
- It only takes a few minutes to create an account with an email address and password
- You'll have the option to log in using the Touch ID/Fingerprint feature or a PIN

Manage



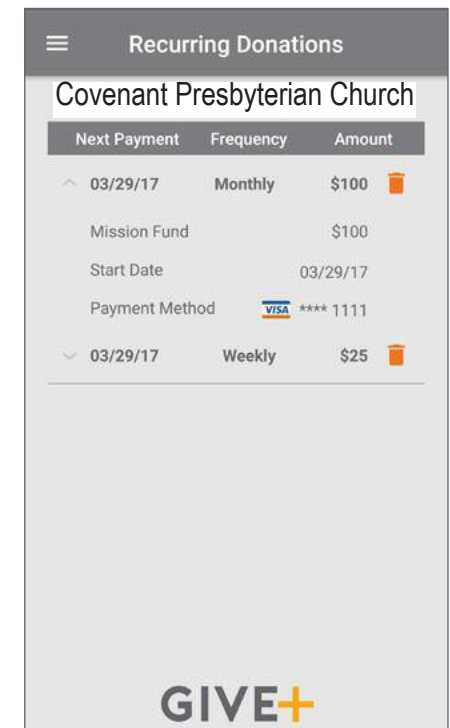
- Tap the menu icon to manage personal information, change password, review donations or update/add payment methods

Schedule



- Next time you donate, tap *Select Frequency* to create a recurring weekly, bi-weekly, monthly or annual donation to the fund(s) of your choice
- Note:** Your church determines frequency options

3) Submit



Next Payment	Frequency	Amount
03/29/17	Monthly	\$100
	Mission Fund	\$100
	Start Date	03/29/17
	Payment Method	VISA **** 1111
03/29/17	Weekly	\$25

- From the menu, go to *Recurring Donations* to view or delete any scheduled donation made through the Give+ app
- Or, select *Giving History* to review your past Give+ donations